



# Conejo Valley Unified School District


## Measure I Year End Report

Prepared for:  
Citizens Bond Oversight Committee  
August 30, 2023



# Conejo Valley Unified School District

## Measure I Bond Summary




**MEASURE I**

**TOTAL BOND EXPENDITURE SUMMARY**  
**CAPITAL MODERNIZATION AND TECHNOLOGY ENDOWMENT**



**ALL SITES (A - Z): THRU 06/30/23**

SITE NAME	BOND ALLOCATION	CURRENTLY ENCUMBERED	TOTAL EXPENDITURES	REMAINING BOND ALLOCATION
<b>ACACIA MAGNET</b>				
CAPITAL	2,632,000	-	1,139,742	1,492,258
TECHNOLOGY	680,144	-	283,176	396,968
<b>ACACIA MAGNET</b>	<b>3,312,144</b>	<b>-</b>	<b>1,422,917</b>	<b>1,889,227</b>
<b>ASPEN ELEMENTARY</b>				
CAPITAL	2,632,000	-	1,248,267	1,383,733
TECHNOLOGY	766,625	-	301,033	465,592
<b>ASPEN ELEMENTARY</b>	<b>3,398,625</b>	<b>-</b>	<b>1,549,300</b>	<b>1,849,325</b>
<b>BANYAN ELEMENTARY</b>				
CAPITAL	2,633,000	-	899,471	1,733,529
TECHNOLOGY	893,717	-	360,276	533,441
<b>BANYAN ELEMENTARY</b>	<b>3,526,717</b>	<b>-</b>	<b>1,259,748</b>	<b>2,266,969</b>
<b>CENTURY ACADEMY</b>				
CAPITAL	1,000,000	-	1,000,000	-
TECHNOLOGY	262,000	-	134,948	127,052
<b>CENTURY ACADEMY</b>	<b>1,262,000</b>	<b>-</b>	<b>1,134,948</b>	<b>127,052</b>
<b>COLINA MIDDLE</b>				
CAPITAL	7,533,000	-	2,087,959	5,445,041
TECHNOLOGY	2,017,670	-	771,006	1,246,664
<b>COLINA MIDDLE</b>	<b>9,550,670</b>	<b>-</b>	<b>2,858,965</b>	<b>6,691,705</b>
<b>CONEJO ELEMENTARY</b>				
CAPITAL	2,617,000	-	2,617,000	-
TECHNOLOGY	735,778	-	268,824	466,954
<b>CONEJO ELEMENTARY</b>	<b>3,352,778</b>	<b>-</b>	<b>2,885,824</b>	<b>466,954</b>




**MEASURE I**

**TOTAL BOND EXPENDITURE SUMMARY**  
CAPITAL MODERNIZATION AND TECHNOLOGY ENDOWMENT



ALL SITES (A - Z): THRU 06/30/23

SITE NAME	BOND ALLOCATION	CURRENTLY ENCUMBERED	TOTAL EXPENDITURES	REMAINING BOND ALLOCATION
<b>CONEJO VALLEY HIGH</b>				
CAPITAL	2,029,000	-	1,623,148	405,852
TECHNOLOGY	250,000	-	92,281	157,719
<b>CONEJO VALLEY HIGH</b>	<b>2,279,000</b>	<b>-</b>	<b>1,715,429</b>	<b>563,571</b>
<b>CYPRESS ELEMENTARY</b>				
CAPITAL	2,630,500	-	2,017,424	613,076
TECHNOLOGY	701,925	-	263,814	438,111
<b>CYPRESS ELEMENTARY</b>	<b>3,332,425</b>	<b>-</b>	<b>2,281,238</b>	<b>1,051,187</b>
<b>EARTHS MAGNET</b>				
CAPITAL	2,642,000	-	2,016,246	625,754
TECHNOLOGY	1,077,445	-	432,695	644,750
<b>EARTHS MAGNET</b>	<b>3,719,445</b>	<b>-</b>	<b>2,448,941</b>	<b>1,270,504</b>
<b>GLENWOOD ELEMENTARY</b>				
CAPITAL	2,636,500	-	1,024,226	1,612,274
TECHNOLOGY	696,237	-	251,671	444,566
<b>GLENWOOD ELEMENTARY</b>	<b>3,332,737</b>	<b>-</b>	<b>1,275,897</b>	<b>2,056,840</b>
<b>HORIZON HILLS</b>				
CAPITAL	2,657,500	-	2,583,989	73,511
TECHNOLOGY	-	-	-	-
<b>HORIZON HILLS</b>	<b>2,657,500</b>	<b>-</b>	<b>2,583,989</b>	<b>73,511</b>
<b>LADERA STARS ACADEMY</b>				
CAPITAL	2,642,500	-	1,972,901	669,599
TECHNOLOGY	599,765	-	254,691	345,074
<b>LADERA STARS ACADEMY</b>	<b>3,242,265</b>	<b>-</b>	<b>2,227,592</b>	<b>1,014,673</b>




**MEASURE I**

**TOTAL BOND EXPENDITURE SUMMARY**  
**CAPITAL MODERNIZATION AND TECHNOLOGY ENDOWMENT**



**ALL SITES (A - Z): THRU 06/30/23**

SITE NAME	BOND ALLOCATION	CURRENTLY ENCUMBERED	TOTAL EXPENDITURES	REMAINING BOND ALLOCATION
<b>LANG RANCH ELEMENTARY</b>				
CAPITAL	1,322,000	-	664,539	657,461
TECHNOLOGY	1,260,456	-	529,065	731,391
<b>LANG RANCH ELEMENTARY</b>	<b>2,582,456</b>	<b>-</b>	<b>1,193,603</b>	<b>1,388,853</b>
<b>LOS CERRITOS MIDDLE</b>				
CAPITAL	7,531,500	-	7,386,397	145,103
TECHNOLOGY	1,865,513	-	742,352	1,123,161
<b>LOS CERRITOS MIDDLE</b>	<b>9,397,013</b>	<b>-</b>	<b>8,128,749</b>	<b>1,268,264</b>
<b>MADRONA ELEMENTARY</b>				
CAPITAL	2,631,000	-	1,587,830	1,043,170
TECHNOLOGY	887,485	-	328,973	558,512
<b>MADRONA ELEMENTARY</b>	<b>3,518,485</b>	<b>-</b>	<b>1,916,803</b>	<b>1,601,682</b>
<b>MAPLE ELEMENTARY</b>				
CAPITAL	2,633,000	-	1,610,460	1,022,540
TECHNOLOGY	633,524	-	222,879	410,645
<b>MAPLE ELEMENTARY</b>	<b>3,266,524</b>	<b>-</b>	<b>1,833,340</b>	<b>1,433,184</b>
<b>MEADOWS SITE</b>				
CAPITAL	1,300,000	-	1,133,342	166,658
TECHNOLOGY	-	-	-	-
<b>MEADOWS SITE</b>	<b>1,300,000</b>	<b>-</b>	<b>1,133,342</b>	<b>166,658</b>
<b>NEWBURY PARK HIGH</b>				
CAPITAL	18,548,000	-	7,618,009	10,929,991
TECHNOLOGY	4,918,058	-	1,952,777	2,965,281
<b>NEWBURY PARK HIGH</b>	<b>23,466,058</b>	<b>-</b>	<b>9,570,786</b>	<b>13,895,272</b>




**MEASURE I**

**TOTAL BOND EXPENDITURE SUMMARY**  
**CAPITAL MODERNIZATION AND TECHNOLOGY ENDOWMENT**



**ALL SITES (A - Z): THRU 06/30/23**

SITE NAME	BOND ALLOCATION	CURRENTLY ENCUMBERED	TOTAL EXPENDITURES	REMAINING BOND ALLOCATION
<b>PARK OAKS SITE</b>				
CAPITAL	1,300,000	-	484,764	815,236
TECHNOLOGY	-	-	-	-
<b>PARK OAKS SITE</b>	<b>1,300,000</b>	<b>-</b>	<b>484,764</b>	<b>815,236</b>
<b>REDWOOD MIDDLE</b>				
CAPITAL	7,509,500	-	2,810,026	4,699,474
TECHNOLOGY	1,769,826	-	674,472	1,095,354
<b>REDWOOD MIDDLE</b>	<b>9,279,326</b>	<b>-</b>	<b>3,484,497</b>	<b>5,794,829</b>
<b>SEQUOIA MIDDLE</b>				
CAPITAL	7,528,000	-	7,412,112	115,888
TECHNOLOGY	2,233,036	-	819,149	1,413,887
<b>SEQUOIA MIDDLE</b>	<b>9,761,036</b>	<b>-</b>	<b>8,231,260</b>	<b>1,529,776</b>
<b>SPECIAL EDUCATION</b>				
CAPITAL	-	-	-	-
TECHNOLOGY	61,371	-	60,881	490
<b>SPECIAL EDUCATION</b>	<b>61,371</b>	<b>-</b>	<b>60,881</b>	<b>490</b>
<b>SYCAMORE CANYON</b>				
CAPITAL	1,325,000	-	1,141,640	183,360
TECHNOLOGY	2,403,063	-	972,059	1,431,004
<b>SYCAMORE CANYON</b>	<b>3,728,063</b>	<b>-</b>	<b>2,113,699</b>	<b>1,614,364</b>
<b>THOUSAND OAKS HIGH</b>				
CAPITAL	18,546,500	-	16,311,329	2,235,171
TECHNOLOGY	4,504,367	-	1,707,042	2,797,325
<b>THOUSAND OAKS HIGH</b>	<b>23,050,867</b>	<b>-</b>	<b>18,018,371</b>	<b>5,032,496</b>




**MEASURE I**

**TOTAL BOND EXPENDITURE SUMMARY**  
**CAPITAL MODERNIZATION AND TECHNOLOGY ENDOWMENT**



**ALL SITES (A - Z): THRU 06/30/23**

SITE NAME	BOND ALLOCATION	CURRENTLY ENCUMBERED	TOTAL EXPENDITURES	REMAINING BOND ALLOCATION
<b>TRIUNFO SITE</b>				
CAPITAL	2,500,000	-	367,782	2,132,218
TECHNOLOGY	-	-	-	-
<b>TRIUNFO SITE</b>	<b>2,500,000</b>	<b>-</b>	<b>367,782</b>	<b>2,132,218</b>
<b>UNIVERSITY EARLY CHILDHOOD CENTER</b>				
CAPITAL	1,672,000	-	740,036	931,964
TECHNOLOGY	-	-	-	-
<b>UNIVERSITY EARLY CHILDHOOD CENTER</b>	<b>1,672,000</b>	<b>-</b>	<b>740,036</b>	<b>931,964</b>
<b>WALNUT ELEMENTARY</b>				
CAPITAL	2,627,500	-	1,275,117	1,352,383
TECHNOLOGY	680,037	-	255,314	424,723
<b>WALNUT ELEMENTARY</b>	<b>3,307,537</b>	<b>-</b>	<b>1,530,431</b>	<b>1,777,106</b>
<b>WAVERLY - CONEJO VALLEY ADULT ED</b>				
CAPITAL	2,600,000	-	437,759	2,162,241
TECHNOLOGY	-	-	-	-
<b>WAVERLY - CONEJO VALLEY ADULT ED</b>	<b>2,600,000</b>	<b>-</b>	<b>437,759</b>	<b>2,162,241</b>
<b>WEATHERSFIELD ELEMENTARY</b>				
CAPITAL	2,633,500	-	1,754,155	879,345
TECHNOLOGY	701,150	-	284,168	416,982
<b>WEATHERSFIELD ELEMENTARY</b>	<b>3,334,650</b>	<b>-</b>	<b>2,038,323</b>	<b>1,296,327</b>
<b>WESTLAKE ELEMENTARY</b>				
CAPITAL	2,633,500	-	1,578,657	1,054,843
TECHNOLOGY	1,079,586	-	429,560	650,026
<b>WESTLAKE ELEMENTARY</b>	<b>3,713,086</b>	<b>-</b>	<b>2,008,218</b>	<b>1,704,868</b>



**MEASURE I**


**TOTAL BOND EXPENDITURE SUMMARY**  
**CAPITAL MODERNIZATION AND TECHNOLOGY ENDOWMENT**



**ALL SITES (A - Z): THRU 06/30/23**

SITE NAME	BOND ALLOCATION	CURRENTLY ENCUMBERED	TOTAL EXPENDITURES	REMAINING BOND ALLOCATION
<b>WESTLAKE HIGH</b>				
CAPITAL	19,361,793	-	19,361,793	-
TECHNOLOGY	4,576,709	-	1,822,517	2,754,192
<b>WESTLAKE HIGH</b>	<b>23,938,502</b>	<b>-</b>	<b>21,184,310</b>	<b>2,754,192</b>
<b>WESTLAKE HILLS ELEMENTARY</b>				
CAPITAL	2,641,000	-	1,605,727	1,035,273
TECHNOLOGY	967,268	-	389,051	578,217
<b>WESTLAKE HILLS ELEMENTARY</b>	<b>3,608,268</b>	<b>-</b>	<b>1,994,779</b>	<b>1,613,489</b>
<b>WILDWOOD ELEMENTARY</b>				
CAPITAL	2,633,000	-	1,792,168	840,832
TECHNOLOGY	814,569	-	335,972	478,597
<b>WILDWOOD ELEMENTARY</b>	<b>3,447,569</b>	<b>-</b>	<b>2,128,140</b>	<b>1,319,429</b>
<b>TECHNOLOGY SERVICES 1:1</b>	<b>2,000,000</b>	<b>-</b>	<b>1,209,415</b>	<b>790,585</b>
<b>PROGRAM MANAGEMENT</b>				
CAPITAL	-	-	4,548,065	
TECHNOLOGY	10,962,676	-	4,810,744	6,151,932
<b>PROGRAM MANAGEMENT</b>	<b>10,962,676</b>	<b>-</b>	<b>9,358,809</b>	<b>1,603,867</b>






**MEASURE I**

**TOTAL BOND EXPENDITURE SUMMARY**  
**CAPITAL MODERNIZATION AND TECHNOLOGY ENDOWMENT**



ALL SITES (A - Z): THRU 06/30/23					
SITE NAME		BOND ALLOCATION	CURRENTLY ENCUMBERED	TOTAL EXPENDITURES	REMAINING BOND ALLOCATION
<b>CAPITAL CONTINGENCY</b>					
CON	0000	Complete Capital Contingency	7,000,000	-	-
SMCL	I16P	Newbury Park High School STEM Building	(1,000,000)	-	-
SMCL	I20M	Thousand Oaks High School Science Labs	(1,000,000)	-	-
SMCL	I27W	Westlake High School STEM Building	(1,861,793)	-	-
SS	DW	DW Safety & Security Gates, Signage & Glass	(900,000)	-	-
<b>CAPITAL CONTINGENCY</b>			<b>2,238,207</b>	-	<b>2,238,207</b>
<b>TOTAL CAPITAL</b>			<b>146,000,000</b>	-	<b>97,304,011</b>
<b>TOTAL TECHNOLOGY</b>			<b>51,000,000</b>	-	<b>20,960,804</b>
<b>TOTAL MEASURE I BOND</b>			<b>197,000,000</b>	-	<b>118,264,816</b>



**MEASURE I**

**FISCAL YEAR EXPENDITURE SUMMARY  
SALARY BEAKDOWN DETAILS**



**EXPENDITURES 07/01/22 THRU 06/30/23**

<b>PROGRAM MANAGEMENT</b>	<b>BUDGET</b>	<b>ENCUMBERED</b>	<b>EXPENDITURE</b>	<b>BALANCE</b>
<b>CAPITAL</b>				
Program Mgmt - Director, Planning	54,490	-	54,490	-
Program Mgmt - Administrative Assistant	86,529	-	86,529	-
Program Mgmt - Planning Specialist	36,108	-	36,108	-
Program Mgmt - Project Manager	422,969	-	422,969	-
Program Mgmt - Construction Supervisor	149,522	-	149,522	-
<b>CAPITAL</b>	<b>749,617</b>	<b>-</b>	<b>749,617</b>	<b>-</b>
<b>TECHNOLOGY</b>				
Program Mgmt - Director, Technology	42,382	-	42,382	-
Program Mgmt - Administrative Assistant	40,044	-	40,044	-
Program Mgmt - Network Engineer	32,129	-	32,129	-
Program Mgmt - Systems Administrator	27,871	-	27,871	-
Program Mgmt - Site Technicians I	462,678	-	462,678	-
Program Mgmt - Site Technicians II	158,351	-	158,351	-
<b>TECHNOLOGY</b>	<b>763,454</b>	<b>-</b>	<b>763,454</b>	<b>-</b>
<b>TOTALS</b>	<b>1,513,071</b>	<b>-</b>	<b>1,513,071</b>	<b>-</b>



# Conejo Valley Unified School District

## Capital Summary




**MEASURE I**

**TOTAL BOND EXPENDITURE SUMMARY**  
 FACILITY MODERNIZATION AND CONSTRUCTION PROJECTS



ALL SITES (A - Z): THRU 06/30/23

SITE NAME	BOND ALLOCATION	CURRENTLY ENCUMBERED	TOTAL EXPENDITURES	REMAINING BOND ALLOCATION
ACACIA MAGNET	2,632,000	-	1,139,742	1,492,258
ASPEN ELEMENTARY	2,632,000	-	1,248,267	1,383,733
BANYAN ELEMENTARY	2,633,000	-	899,471	1,733,529
CENTURY ACADEMY	1,000,000	-	1,000,000	-
COLINA MIDDLE	7,533,000	-	2,087,959	5,445,041
CONEJO ELEMENTARY	2,617,000	-	2,617,000	-
CONEJO VALLEY HIGH	2,029,000	-	1,623,148	405,852
CYPRESS ELEMENTARY	2,630,500	-	2,017,424	613,076
EARTHS MAGNET	2,642,000	-	2,016,246	625,754
GLENWOOD ELEMENTARY	2,636,500	-	1,024,226	1,612,274
HORIZON HILLS	2,657,500	-	2,583,989	73,511
LADERA STARS ACADEMY	2,642,500	-	1,972,901	669,599
LANG RANCH ELEMENTARY	1,322,000	-	664,539	657,461
LOS CERRITOS MIDDLE	7,531,500	-	7,386,397	145,103
MADRONA ELEMENTARY	2,631,000	-	1,587,830	1,043,170
MAPLE ELEMENTARY	2,633,000	-	1,610,460	1,022,540
MEADOWS SITE	1,300,000	-	1,133,342	166,658



**MEASURE I**

**TOTAL BOND EXPENDITURE SUMMARY**  
 FACILITY MODERNIZATION AND CONSTRUCTION PROJECTS



ALL SITES (A - Z): THRU 06/30/23

SITE NAME	BOND ALLOCATION	CURRENTLY ENCUMBERED	TOTAL EXPENDITURES	REMAINING BOND ALLOCATION
NEWBURY PARK HIGH	18,548,000	-	7,618,009	10,929,991
PARK OAKS SITE	1,300,000	-	484,764	815,236
REDWOOD MIDDLE	7,509,500	-	2,810,026	4,699,474
SEQUOIA MIDDLE	7,528,000	-	7,412,112	115,888
SYCAMORE CANYON	1,325,000	-	1,141,640	183,360
THOUSAND OAKS HIGH	18,546,500	-	16,311,329	2,235,171
TRIUNFO SITE	2,500,000	-	367,782	2,132,218
UNIVERSITY EARLY CHILDHOOD CENTER	1,672,000	-	740,036	931,964
WALNUT ELEMENTARY	2,627,500	-	1,275,117	1,352,383
WAVERLY - CONEJO VALLEY ADULT ED	2,600,000	-	437,759	2,162,241
WEATHERSFIELD ELEMENTARY	2,633,500	-	1,754,155	879,345
WESTLAKE ELEMENTARY	2,633,500	-	1,578,657	1,054,843
WESTLAKE HIGH	19,361,793	-	19,361,793	-
WESTLAKE HILLS ELEMENTARY	2,641,000	-	1,605,727	1,035,273
WILDWOOD ELEMENTARY	2,633,000	-	1,792,168	840,832
PROGRAM MANAGEMENT	-	-	4,548,065	
CAPITAL CONTINGENCY	2,238,207	-	-	2,238,207
<b>TOTAL CAPITAL</b>	<b>146,000,000</b>	<b>-</b>	<b>97,304,011</b>	<b>48,695,989</b>



# Conejo Valley Unified School District

Capital Details  
July 2022 - June 2023

Optional		Starting Revised	Period Revised	Prior Exp,Enc,Rev	Period Encumbered	Period Expenditure	Period Revenue	Fiscal Year 2022/23 Balance
<b>Location</b>	<b>000 - District Wide</b>							
	0000 District Allocation	772,759.00	772,759.00	.00	.00	764,699.94	.00	8,059.06
<b>Total For Location 000 - District Wide</b>		<b>772,759.00</b>	<b>772,759.00</b>	<b>.00</b>	<b>.00</b>	<b>764,699.94</b>	<b>.00</b>	<b>8,059.06</b>
<b>Location</b>	<b>010 - Acacia Elementary School</b>							
	I01B MODERNIZATION	373,017.00	373,017.00	.00	.00	95,720.64	.00	277,296.36
	I01C MEAS I-ACA SAFETY	42,000.00	42,000.00	.00	.00	12,403.94	.00	29,596.06
	I01G MI PLAYGROUND	200,000.00	200,000.00	.00	.00	709.50	.00	199,290.50
<b>Total For Location 010 - Acacia Elementary School</b>		<b>615,017.00</b>	<b>615,017.00</b>	<b>.00</b>	<b>.00</b>	<b>108,834.08</b>	<b>.00</b>	<b>506,182.92</b>
<b>Location</b>	<b>020 - Aspen Elementary School</b>							
	I02C MODERNIZATION	450,000.00	450,000.00	.00	.00	30,427.49	.00	419,572.51
	I02F MI-Safety & Security	989,415.00	989,415.00	.00	.00	21,221.50	.00	968,193.50
	I02H MI-ROOF	.00	.00	.00	.00	.00	.00	.00
<b>Total For Location 020 - Aspen Elementary School</b>		<b>1,439,415.00</b>	<b>1,439,415.00</b>	<b>.00</b>	<b>.00</b>	<b>51,648.99</b>	<b>.00</b>	<b>1,387,766.01</b>
<b>Location</b>	<b>030 - Banyan Elementary School</b>							
	I03C MODERNIZATION	352,518.00	352,518.00	.00	.00	31,355.63	.00	321,162.37
	I03E MEAS I-BAN SAFETY	43,000.00	43,000.00	.00	.00	13,268.94	.00	29,731.06
	I03I Kiln Enclosure	50,000.00	50,000.00	.00	.00	34,085.00	.00	15,915.00
<b>Total For Location 030 - Banyan Elementary School</b>		<b>445,518.00</b>	<b>445,518.00</b>	<b>.00</b>	<b>.00</b>	<b>78,709.57</b>	<b>.00</b>	<b>366,808.43</b>
<b>Location</b>	<b>040 - Colina Middle School</b>							
	I04F SAFETY & SECURITY	40,500.00	40,500.00	.00	.00	16,179.35	.00	24,320.65
	I04G MODERNIZATION	3,500,000.00	3,500,000.00	.00	.00	475,302.47	.00	3,024,697.53
<b>Total For Location 040 - Colina Middle School</b>		<b>3,540,500.00</b>	<b>3,540,500.00</b>	<b>.00</b>	<b>.00</b>	<b>491,481.82</b>	<b>.00</b>	<b>3,049,018.18</b>
<b>Location</b>	<b>050 - Conejo Elementary School</b>							
	I05A SAFETY & SECURITY	27,000.00	27,000.00	.00	.00	19,987.47	.00	7,012.53
	I05E MODERNIZATION	884,246.00	884,246.00	.00	.00	845,778.09	.00	38,467.91
<b>Total For Location 050 - Conejo Elementary School</b>		<b>911,246.00</b>	<b>911,246.00</b>	<b>.00</b>	<b>.00</b>	<b>865,765.56</b>	<b>.00</b>	<b>45,480.44</b>

Selection See last page for selection criteria

ESCAPE ONLINE

Page 1 of 6

Transactions for 7/1/22 to 6/30/23								Fiscal Year 2022/23
Optional	Starting Revised	Period Revised	Prior Exp,Enc,Rev	Period Encumbered	Period Expenditure	Period Revenue	Balance	
<b>Location 060 - Conejo Valley High School</b>								
I06B MEAS I-CVHS SITE IMPROVEMENTS	389,000.00	389,000.00	.00	.00	162,549.62	.00	226,450.38	
<b>Total For Location 060 - Conejo Valley High School</b>	<b>389,000.00</b>	<b>389,000.00</b>	<b>.00</b>	<b>.00</b>	<b>162,549.62</b>	<b>.00</b>	<b>226,450.38</b>	
<b>Location 070 - Cypress Elementary School</b>								
I07B MODERNIZATION	1,036,419.00	1,036,419.00	.00	.00	603,702.57	.00	432,716.43	
I07H FENCING	.00	.00	.00	.00	.00	.00	.00	
I07J SAFETY	70,500.00	70,500.00	.00	.00	10,892.94	.00	59,607.06	
<b>Total For Location 070 - Cypress Elementary School</b>	<b>1,106,919.00</b>	<b>1,106,919.00</b>	<b>.00</b>	<b>.00</b>	<b>614,595.51</b>	<b>.00</b>	<b>492,323.49</b>	
<b>Location 080 - Glenwood Elementary School</b>								
I08E MODERNIZATION	.00	.00	.00	.00	.00	.00	.00	
I08G MEAS I-GLN SAFETY	76,500.00	76,500.00	.00	.00	8,493.80	.00	68,006.20	
I08H M I-PLAYGROUND	575,000.00	575,000.00	.00	.00	6,196.00	.00	568,804.00	
<b>Total For Location 080 - Glenwood Elementary School</b>	<b>651,500.00</b>	<b>651,500.00</b>	<b>.00</b>	<b>.00</b>	<b>14,689.80</b>	<b>.00</b>	<b>636,810.20</b>	
<b>Location 090 - Horizon Hills Elementary Schoo</b>								
I09D MODERNIZATION	297,670.00	297,670.00	.00	.00	255,413.81	.00	42,256.19	
I09G SAFETY & SECURITY	61,200.00	61,200.00	.00	.00	7,406.25	.00	53,793.75	
<b>Total For Location 090 - Horizon Hills Elementary Schoo</b>	<b>358,870.00</b>	<b>358,870.00</b>	<b>.00</b>	<b>.00</b>	<b>262,820.06</b>	<b>.00</b>	<b>96,049.94</b>	
<b>Location 100 - Ladera Elementary School</b>								
I10D MODERNIZATION	335,000.00	335,000.00	.00	.00	89,374.74	.00	245,625.26	
I10H MEAS I-LAD SAFETY	147,500.00	147,500.00	.00	.00	8,418.80	.00	139,081.20	
I10J MI-PLAYGROUND	300,000.00	300,000.00	.00	.00	255,263.64	.00	44,736.36	
<b>Total For Location 100 - Ladera Elementary School</b>	<b>782,500.00</b>	<b>782,500.00</b>	<b>.00</b>	<b>.00</b>	<b>353,057.18</b>	<b>.00</b>	<b>429,442.82</b>	
<b>Location 105 - Lang Ranch Elementary School</b>								
I31C SAFETY & SECURITY	72,000.00	72,000.00	.00	.00	13,144.28	.00	58,855.72	
I31D SITE IMPROVEMENT-MISC	99,000.00	99,000.00	.00	.00	30,672.19	.00	68,327.81	
I31F MODERNIZATION	.00	.00	.00	.00	-3,043.75	.00	3,043.75	

Selection See last page for selection criteria

ESCAPE ONLINE

Page 2 of 6



Optional		Starting Revised	Period Revised	Prior Exp,Enc,Rev	Period Encumbered	Period Expenditure	Period Revenue	Balance
<b>Total For Location 105 - Lang Ranch Elementary School</b>		171,000.00	171,000.00	.00	.00	40,772.72	.00	130,227.28
<b>Location 110 - Los Cerritos Middle School</b>								
I11F	MODERNIZATION	351,594.00	351,594.00	.00	.00	191,685.76	.00	159,908.24
I11I	SAFETY & SECURITY	35,200.00	35,200.00	.00	.00	9,460.35	.00	25,739.65
<b>Total For Location 110 - Los Cerritos Middle School</b>		386,794.00	386,794.00	.00	.00	201,146.11	.00	185,647.89
<b>Location 120 - Madrona Elementary School</b>								
I12A	SAFETY & SECURITY	391,000.00	391,000.00	.00	.00	231,648.28	.00	159,351.72
I12D	MODERNIZATION	5,000.00	5,000.00	.00	.00	1,900.00	.00	3,100.00
<b>Total For Location 120 - Madrona Elementary School</b>		396,000.00	396,000.00	.00	.00	233,548.28	.00	162,451.72
<b>Location 135 - EARTHS Magnet School</b>								
I13C	MODERNIZATION	930,719.00	930,719.00	.00	.00	454,353.27	.00	476,365.73
I13H	Safety & Security	82,000.00	82,000.00	.00	.00	13,829.40	.00	68,170.60
<b>Total For Location 135 - EARTHS Magnet School</b>		1,012,719.00	1,012,719.00	.00	.00	468,182.67	.00	544,536.33
<b>Location 140 - Maple Elementary School</b>								
I14A	SAFETY & SECURITY	43,000.00	43,000.00	.00	.00	16,587.29	.00	26,412.71
I14C	MODERNIZATION	860,000.00	860,000.00	.00	.00	646,523.48	.00	213,476.52
I14G	M I-PAINTING	.00	.00	.00	.00	21.25	.00	-21.25
<b>Total For Location 140 - Maple Elementary School</b>		903,000.00	903,000.00	.00	.00	663,132.02	.00	239,867.98
<b>Location 150 - Meadows Elementary School</b>								
I15E	Mold Remediation	.00	.00	.00	.00	.00	.00	.00
<b>Total For Location 150 - Meadows Elementary School</b>		.00	.00	.00	.00	.00	.00	.00
<b>Location 160 - Newbury Park High School</b>								
I16M	MEAS I-NPHS SAFETY	58,000.00	58,000.00	.00	.00	20,836.80	.00	37,163.20
I16P	MI STEM BLDG	5,000,000.00	5,000,000.00	.00	.00	10,700.25	.00	4,989,299.75
<b>Total For Location 160 - Newbury Park High School</b>		5,058,000.00	5,058,000.00	.00	.00	31,537.05	.00	5,026,462.95
<b>Location 170 - Park Oaks Elementary School</b>								

Selection See last page for selection criteria

ESCAPE ONLINE

Page 3 of 6

Optional		Starting Revised	Period Revised	Prior Exp,Enc,Rev	Period Encumbered	Period Expenditure	Period Revenue	Balance
I17C	MODERNIZATION	350,000.00	350,000.00	.00	.00	35,895.00	.00	314,105.00
I17E	KITCHEN UPGRADE	20,000.00	20,000.00	.00	.00	.00	.00	20,000.00
Total For Location 170 - Park Oaks Elementary School		370,000.00	370,000.00	.00	.00	35,895.00	.00	334,105.00
Location 180 - Redwood Middle School								
I18F	MODERNIZATION	4,686,976.00	4,686,976.00	.00	.00	176,443.62	.00	4,510,532.38
I18I	MEAS I-RED SAFETY	59,500.00	59,500.00	.00	.00	1,467.45	.00	58,032.55
Total For Location 180 - Redwood Middle School		4,746,476.00	4,746,476.00	.00	.00	177,911.07	.00	4,568,564.93
Location 190 - Sequoia Middle School								
I19A	SAFETY & SECURITY	50,500.00	50,500.00	.00	.00	8,203.35	.00	42,296.65
I19F	MODERNIZATION	3,222,593.00	3,222,593.00	.00	.00	2,977,040.26	.00	245,552.74
Total For Location 190 - Sequoia Middle School		3,273,093.00	3,273,093.00	.00	.00	2,985,243.61	.00	287,849.39
Location 195 - Sycamore Canyon School								
I32C	MODERNIZATION	269,554.00	269,554.00	.00	.00	147,121.89	.00	122,432.11
I32E	MEAS I-SCS SAFETY	75,000.00	75,000.00	.00	.00	21,251.92	.00	53,748.08
Total For Location 195 - Sycamore Canyon School		344,554.00	344,554.00	.00	.00	168,373.81	.00	176,180.19
Location 200 - Thousand Oaks High School								
I20M	MODERNIZATION	271,500.00	271,500.00	.00	.00	209,673.54	.00	61,826.46
I20U	MEAS I-TOHS SAFETY	56,500.00	56,500.00	.00	.00	7,679.80	.00	48,820.20
I20Y	Science Lab Modernization	2,000,000.00	2,000,000.00	.00	.00	1,026,205.46	.00	973,794.54
Total For Location 200 - Thousand Oaks High School		2,328,000.00	2,328,000.00	.00	.00	1,243,558.80	.00	1,084,441.20
Location 220 - University Elementary School								
I22A	SAFETY & SECURITY	122,000.00	122,000.00	.00	.00	12,157.93	.00	109,842.07
I22B	ASPHALT	75,000.00	75,000.00	.00	.00	60,526.34	.00	14,473.66
I22D	MODERNIZATION	26,323.00	26,323.00	.00	.00	338.00	.00	25,985.00
Total For Location 220 - University Elementary School		223,323.00	223,323.00	.00	.00	73,022.27	.00	150,300.73
Location 230 - Walnut Elementary School								

Selection See last page for selection criteria

ESCAPE ONLINE

Page 4 of 6

Transactions for 7/1/22 to 6/30/23								Fiscal Year 2022/23
Optional	Starting Revised	Period Revised	Prior Exp,Enc,Rev	Period Encumbered	Period Expenditure	Period Revenue	Balance	
I23F MODERNIZATION	380,000.00	380,000.00	.00	.00	42,129.67	.00	337,870.33	
I23H MEAS I-WAL SAFETY	647,500.00	647,500.00	.00	.00	16,508.45	.00	630,991.55	
<b>Total For Location 230 - Walnut Elementary School</b>	<b>1,027,500.00</b>	<b>1,027,500.00</b>	<b>.00</b>	<b>.00</b>	<b>58,638.12</b>	<b>.00</b>	<b>968,861.88</b>	
<b>Location 250 - Weathersfield Elementary Schoo</b>								
I25C MI SAFETY & SECURITY	73,500.00	73,500.00	.00	.00	13,067.91	.00	60,432.09	
I25E MODERNIZATION	350,000.00	350,000.00	.00	.00	32,094.68	.00	317,905.32	
I25J MI-PLAYGROUND	575,000.00	575,000.00	.00	.00	311,371.60	.00	263,628.40	
<b>Total For Location 250 - Weathersfield Elementary Schoo</b>	<b>998,500.00</b>	<b>998,500.00</b>	<b>.00</b>	<b>.00</b>	<b>356,534.19</b>	<b>.00</b>	<b>641,965.81</b>	
<b>Location 260 - Westlake Elementary School</b>								
I26B SAFETY & SECURITY	81,000.00	81,000.00	.00	.00	12,339.91	.00	68,660.09	
I26E MODERNIZATION	1,283,960.00	1,283,960.00	.00	.00	223,101.98	.00	1,060,858.02	
I26J PLAYGROUND	465,202.00	465,202.00	.00	.00	351,332.48	.00	113,869.52	
<b>Total For Location 260 - Westlake Elementary School</b>	<b>1,830,162.00</b>	<b>1,830,162.00</b>	<b>.00</b>	<b>.00</b>	<b>586,774.37</b>	<b>.00</b>	<b>1,243,387.63</b>	
<b>Location 270 - Westlake High School</b>								
I27P SAFETY & SECURITY	204,000.00	204,000.00	.00	.00	.00	.00	204,000.00	
<b>Total For Location 270 - Westlake High School</b>	<b>204,000.00</b>	<b>204,000.00</b>	<b>.00</b>	<b>.00</b>	<b>.00</b>	<b>.00</b>	<b>204,000.00</b>	
<b>Location 280 - Westlake Hills Elementary Scho</b>								
I28D MODERNIZATION	600,000.00	600,000.00	.00	.00	51,066.07	.00	548,933.93	
I28E PLAYGROUND	300,000.00	300,000.00	.00	.00	131,527.51	.00	168,472.49	
I28F SAFETY	81,000.00	81,000.00	.00	.00	13,656.51	.00	67,343.49	
<b>Total For Location 280 - Westlake Hills Elementary Scho</b>	<b>981,000.00</b>	<b>981,000.00</b>	<b>.00</b>	<b>.00</b>	<b>196,250.09</b>	<b>.00</b>	<b>784,749.91</b>	
<b>Location 290 - Wildwood Elementary School</b>								
I29B FLOORING	.00	.00	.00	.00	3,640.02	.00	-3,640.02	
I29C MODERNIZATION	105,000.00	105,000.00	.00	.00	10,863.35	.00	94,136.65	
I29D LIBRARY RENOVATION	122,278.00	122,278.00	.00	.00	36,182.77	.00	86,095.23	
I29F Safety & Security	73,000.00	73,000.00	.00	.00	12,945.92	.00	60,054.08	

Selection See last page for selection criteria

ESCAPE ONLINE

**Transactions for 7/1/22 to 6/30/23** **Fiscal Year 2022/23**

Optional	Starting Revised	Period Revised	Prior Exp,Enc,Rev	Period Encumbered	Period Expenditure	Period Revenue	Balance
Total For Location 290 - Wildwood Elementary School	300,278.00	300,278.00	.00	.00	63,632.06	.00	236,645.94
<b>Location 330 - Waverly Site</b>							
I33J SAFETY & SECURITY	50,000.00	50,000.00	.00	.00	.00	.00	50,000.00
I33K Plumbing & Irrigation	186,459.00	186,459.00	.00	.00	151,905.00	.00	34,554.00
Total For Location 330 - Waverly Site	236,459.00	236,459.00	.00	.00	151,905.00	.00	84,554.00

	Starting Revised	Period Revised	Prior Exp, Enc,Rev	Period Encumbered	Period Expenditure	Period Revenue	Balance
Total for Org 618 - Conejo Valley Unified School District	35,804,102.00	35,804,102.00	0.00	0.00	11,504,909.37	0.00	24,299,192.63

Report	Grouped by Account Type, Filtered by User Permissions, (Org = 618, Online/Offline = N, Starting Date = 7/1/2022, Ending Date = 6/30/2023,	<b>ESCAPE</b>	<b>ONLINE</b>
Selection Criteria	Trans Type = , UnPosted JEs? = N, Assets and Liabilities? = N, Restricted Accts? = Y, Fund = 212, Object = 2-7, Obj Digits = 0, Page Break Lvl = )	Page 6 of 6	



# Conejo Valley Unified School District

## Technology Summary




**MEASURE I**

**TOTAL BOND EXPENDITURE SUMMARY  
TECHNOLOGY ENDOWMENT**



ALL SITES (A - Z): THRU 06/30/23

SITE NAME	BOND ALLOCATION	CURRENTLY ENCUMBERED	TOTAL EXPENDITURES	REMAINING BOND ALLOCATION
ACACIA MAGNET	680,144	-	283,176	396,968
ASPEN ELEMENTARY	766,625	-	301,033	465,592
BANYAN ELEMENTARY	893,717	-	360,276	533,441
CENTURY ACADEMY	262,000	-	134,948	127,052
COLINA MIDDLE	2,017,670	-	771,006	1,246,664
CONEJO ELEMENTARY	735,778	-	268,824	466,954
CONEJO VALLEY HIGH	250,000	-	92,281	157,719
CYPRESS ELEMENTARY	701,925	-	263,814	438,111
EARTHS MAGNET	1,077,445	-	432,695	644,750
GLENWOOD ELEMENTARY	696,237	-	251,671	444,566
LADERA STARS ACADEMY	599,765	-	254,691	345,074
LANG RANCH ELEMENTARY	1,260,456	-	529,065	731,391
LOS CERRITOS MIDDLE	1,865,513	-	742,352	1,123,161
MADRONA ELEMENTARY	887,485	-	328,973	558,512
MAPLE ELEMENTARY	633,524	-	222,879	410,645
NEWBURY PARK HIGH	4,918,058	-	1,952,777	2,965,281
REDWOOD MIDDLE	1,769,826	-	674,472	1,095,354



**MEASURE I**

**TOTAL BOND EXPENDITURE SUMMARY  
TECHNOLOGY ENDOWMENT**



ALL SITES (A - Z): THRU 06/30/23

SITE NAME	BOND ALLOCATION	CURRENTLY ENCUMBERED	TOTAL EXPENDITURES	REMAINING BOND ALLOCATION
SEQUOIA MIDDLE	2,233,036	-	819,149	1,413,887
SPECIAL EDUCATION	61,371	-	60,881	490
SYCAMORE CANYON	2,403,063	-	972,059	1,431,004
THOUSAND OAKS HIGH	4,504,367	-	1,707,042	2,797,325
WALNUT ELEMENTARY	680,037	-	255,314	424,723
WEATHERSFIELD ELEMENTARY	701,150	-	284,168	416,982
WESTLAKE ELEMENTARY	1,079,586	-	429,560	650,026
WESTLAKE HIGH	4,576,709	-	1,822,517	2,754,192
WESTLAKE HILLS ELEMENTARY	967,268	-	389,051	578,217
WILDWOOD ELEMENTARY	814,569	-	335,972	478,597
TECHNOLOGY SERVICES 1:1	2,000,000	-	1,209,415	790,585
PROGRAM MANAGEMENT	10,962,676	-	4,810,744	6,151,932
<b>TOTAL TECHNOLOGY</b>	<b>51,000,000</b>	<b>-</b>	<b>20,960,804</b>	<b>30,039,196</b>



# Conejo Valley Unified School District

Technology Details  
July 2022 - June 2023



**Transactions for 7/1/22 to 6/30/23** **Fiscal Year 2022/23**

Category	Starting Revised	Period Revised	Prior Exp,Enc,Rev	Period Encumbered	Period Expenditure	Period Revenue	Calculated End
<b>Location 000 - District Wide</b>							
Category: -	776,330.00	776,330.00	.00	.00	771,678.61	.00	4,651.39
	<b>776,330.00</b>	<b>776,330.00</b>	<b>.00</b>	<b>.00</b>	<b>771,678.61</b>	<b>.00</b>	<b>4,651.39</b>
<b>Location 010 - Acacia Elementary School</b>							
Category: -	22,981.00	22,981.00	.00	.00	.00	.00	22,981.00
Category: B - TABLETS/ LAPTOPS	.00	.00	.00	.00	1,199.84	.00	-1,199.84
Category: C - AUDIO VISUAL	.00	.00	.00	.00	12,207.74	.00	-12,207.74
Category: D - PRINTERS & ACCESSORIES	.00	.00	.00	.00	1,882.24	.00	-1,882.24
Category: F - INSTALLATION SERVICES	.00	.00	.00	.00	1,665.98	.00	-1,665.98
Category: M - ACCESSORY	.00	.00	.00	.00	426.32	.00	-426.32
	<b>22,981.00</b>	<b>22,981.00</b>	<b>.00</b>	<b>.00</b>	<b>17,382.12</b>	<b>.00</b>	<b>5,598.88</b>
<b>Location 020 - Aspen Elementary School</b>							
Category: -	17,588.00	17,588.00	.00	.00	.00	.00	17,588.00
Category: C - AUDIO VISUAL	.00	.00	.00	.00	9,667.28	.00	-9,667.28
Category: D - PRINTERS & ACCESSORIES	.00	.00	.00	.00	2,927.93	.00	-2,927.93
Category: F - INSTALLATION SERVICES	.00	.00	.00	.00	2,250.00	.00	-2,250.00
Category: M - ACCESSORY	.00	.00	.00	.00	5.36	.00	-5.36
	<b>17,588.00</b>	<b>17,588.00</b>	<b>.00</b>	<b>.00</b>	<b>14,850.57</b>	<b>.00</b>	<b>2,737.43</b>
<b>Location 030 - Banyan Elementary School</b>							
Category: -	25,402.00	25,402.00	.00	.00	.00	.00	25,402.00
Category: A - COMPUTERS	.00	.00	.00	.00	4,853.06	.00	-4,853.06
Category: B - TABLETS/ LAPTOPS	.00	.00	.00	.00	4,480.15	.00	-4,480.15
Category: C - AUDIO VISUAL	.00	.00	.00	.00	12,326.41	.00	-12,326.41
Category: D - PRINTERS & ACCESSORIES	.00	.00	.00	.00	648.86	.00	-648.86
Category: F - INSTALLATION SERVICES	.00	.00	.00	.00	3,950.56	.00	-3,950.56
Category: M - ACCESSORY	.00	.00	.00	.00	289.58	.00	-289.58
	<b>25,402.00</b>	<b>25,402.00</b>	<b>.00</b>	<b>.00</b>	<b>26,548.62</b>	<b>.00</b>	<b>-1,146.62</b>
<b>Location 040 - Colina Middle School</b>							
Category: -	43,851.00	43,851.00	.00	.00	.00	.00	43,851.00
Category: A - COMPUTERS	.00	.00	.00	.00	22,245.02	.00	-22,245.02

Selection See last page for selection criteria

ESCAPE ONLINE

Category	Starting Revised	Period Revised	Prior Exp,Enc,Rev	Period Encumbered	Period Expenditure	Period Revenue	Calculated End
Category: B - TABLETS/ LAPTOPS	.00	.00	.00	.00	11,998.38	.00	-11,998.38
Category: C - AUDIO VISUAL	.00	.00	.00	.00	3,346.20	.00	-3,346.20
Category: D - PRINTERS & ACCESSORIES	.00	.00	.00	.00	1,254.83	.00	-1,254.83
Category: F - INSTALLATION SERVICES	.00	.00	.00	.00	.00	.00	.00
Category: M - ACCESSORY	.00	.00	.00	.00	1,930.50	.00	-1,930.50
	<b>43,851.00</b>	<b>43,851.00</b>	<b>.00</b>	<b>.00</b>	<b>40,774.93</b>	<b>.00</b>	<b>3,076.07</b>
<b>Location 050 - Conejo Elementary School</b>							
Category: -	12,050.00	12,050.00	.00	.00	.00	.00	12,050.00
Category: B - TABLETS/ LAPTOPS	.00	.00	.00	.00	1,114.04	.00	-1,114.04
Category: C - AUDIO VISUAL	.00	.00	.00	.00	10,639.61	.00	-10,639.61
	<b>12,050.00</b>	<b>12,050.00</b>	<b>.00</b>	<b>.00</b>	<b>11,753.65</b>	<b>.00</b>	<b>296.35</b>
<b>Location 060 - Conejo Valley High School</b>							
Category: -	6,526.00	6,526.00	.00	.00	.00	.00	6,526.00
Category: B - TABLETS/ LAPTOPS	.00	.00	.00	.00	3,848.90	.00	-3,848.90
Category: C - AUDIO VISUAL	.00	.00	.00	.00	2,629.05	.00	-2,629.05
Category: F - INSTALLATION SERVICES	.00	.00	.00	.00	-396.83	.00	396.83
	<b>6,526.00</b>	<b>6,526.00</b>	<b>.00</b>	<b>.00</b>	<b>6,081.12</b>	<b>.00</b>	<b>444.88</b>
<b>Location 070 - Cypress Elementary School</b>							
Category: -	15,300.00	15,300.00	.00	.00	.00	.00	15,300.00
Category: A - COMPUTERS	.00	.00	.00	.00	10,086.86	.00	-10,086.86
Category: C - AUDIO VISUAL	.00	.00	.00	.00	1,008.46	.00	-1,008.46
Category: F - INSTALLATION SERVICES	.00	.00	.00	.00	700.00	.00	-700.00
Category: K - ROBOTICS	.00	.00	.00	.00	2,938.56	.00	-2,938.56
Category: M - ACCESSORY	.00	.00	.00	.00	547.53	.00	-547.53
	<b>15,300.00</b>	<b>15,300.00</b>	<b>.00</b>	<b>.00</b>	<b>15,281.41</b>	<b>.00</b>	<b>18.59</b>
<b>Location 080 - Glenwood Elementary School</b>							
Category: -	17,445.00	17,445.00	.00	.00	.00	.00	17,445.00
Category: B - TABLETS/ LAPTOPS	.00	.00	.00	.00	1,199.84	.00	-1,199.84
Category: C - AUDIO VISUAL	.00	.00	.00	.00	3,758.68	.00	-3,758.68
Category: D - PRINTERS & ACCESSORIES	.00	.00	.00	.00	4,783.36	.00	-4,783.36
Category: F - INSTALLATION SERVICES	.00	.00	.00	.00	.00	.00	.00
Category: M - ACCESSORY	.00	.00	.00	.00	45.02	.00	-45.02

Selection See last page for selection criteria

ESCAPE ONLINE

Category	Starting Revised	Period Revised	Prior Exp,Enc,Rev	Period Encumbered	Period Expenditure	Period Revenue	Calculated End
	17,445.00	17,445.00	.00	.00	9,786.90	.00	7,658.10
<b>Location 100 - Ladera Elementary School</b>							
Category: -	15,638.00	15,638.00	.00	.00	.00	.00	15,638.00
Category: A - COMPUTERS	.00	.00	.00	.00	4,456.15	.00	-4,456.15
Category: B - TABLETS/ LAPTOPS	.00	.00	.00	.00	1,535.02	.00	-1,535.02
Category: C - AUDIO VISUAL	.00	.00	.00	.00	4,408.18	.00	-4,408.18
Category: F - INSTALLATION SERVICES	.00	.00	.00	.00	-155.51	.00	155.51
Category: K - ROBOTICS	.00	.00	.00	.00	2,198.63	.00	-2,198.63
Category: M - ACCESSORY	.00	.00	.00	.00	720.72	.00	-720.72
	15,638.00	15,638.00	.00	.00	13,163.19	.00	2,474.81
<b>Location 105 - Lang Ranch Elementary School</b>							
Category: -	35,376.00	35,376.00	.00	.00	.00	.00	35,376.00
Category: A - COMPUTERS	.00	.00	.00	.00	.00	.00	.00
Category: B - TABLETS/ LAPTOPS	.00	.00	.00	.00	8,960.30	.00	-8,960.30
Category: C - AUDIO VISUAL	.00	.00	.00	.00	15,885.87	.00	-15,885.87
Category: F - INSTALLATION SERVICES	.00	.00	.00	.00	700.00	.00	-700.00
Category: G - CHARGING STATIONS	.00	.00	.00	.00	1,512.23	.00	-1,512.23
Category: M - ACCESSORY	.00	.00	.00	.00	536.25	.00	-536.25
	35,376.00	35,376.00	.00	.00	27,594.65	.00	7,781.35
<b>Location 110 - Los Cerritos Middle School</b>							
Category: -	43,927.00	43,927.00	.00	.00	.00	.00	43,927.00
Category: A - COMPUTERS	.00	.00	.00	.00	6,794.29	.00	-6,794.29
Category: B - TABLETS/ LAPTOPS	.00	.00	.00	.00	17,433.06	.00	-17,433.06
Category: C - AUDIO VISUAL	.00	.00	.00	.00	5,865.14	.00	-5,865.14
Category: D - PRINTERS & ACCESSORIES	.00	.00	.00	.00	3,667.95	.00	-3,667.95
Category: F - INSTALLATION SERVICES	.00	.00	.00	.00	7,075.38	.00	-7,075.38
Category: M - ACCESSORY	.00	.00	.00	.00	2,333.78	.00	-2,333.78
	43,927.00	43,927.00	.00	.00	43,169.60	.00	757.40
<b>Location 120 - Madrona Elementary School</b>							
Category: -	13,738.00	13,738.00	.00	.00	.00	.00	13,738.00
Category: B - TABLETS/ LAPTOPS	.00	.00	.00	.00	4,480.15	.00	-4,480.15
Category: C - AUDIO VISUAL	.00	.00	.00	.00	1,856.06	.00	-1,856.06

Selection See last page for selection criteria

ESCAPE ONLINE

Page 3 of 7

Category	Starting Revised	Period Revised	Prior Exp,Enc,Rev	Period Encumbered	Period Expenditure	Period Revenue	Calculated End
Category: D - PRINTERS & ACCESSORIES	.00	.00	.00	.00	3,453.46	.00	-3,453.46
Category: F - INSTALLATION SERVICES	.00	.00	.00	.00	181.25	.00	-181.25
Category: K - ROBOTICS	.00	.00	.00	.00	2,198.63	.00	-2,198.63
Category: M - ACCESSORY	.00	.00	.00	.00	370.02	.00	-370.02
	<b>13,738.00</b>	<b>13,738.00</b>	<b>.00</b>	<b>.00</b>	<b>12,539.57</b>	<b>.00</b>	<b>1,198.43</b>
<b>Location 135 - EARTHS Magnet School</b>							
Category: -	27,000.00	27,000.00	.00	.00	.00	.00	27,000.00
Category: A - COMPUTERS	.00	.00	.00	.00	7,335.90	.00	-7,335.90
Category: B - TABLETS/ LAPTOPS	.00	.00	.00	.00	3,070.05	.00	-3,070.05
Category: C - AUDIO VISUAL	.00	.00	.00	.00	13,224.53	.00	-13,224.53
Category: M - ACCESSORY	.00	.00	.00	.00	843.54	.00	-843.54
	<b>27,000.00</b>	<b>27,000.00</b>	<b>.00</b>	<b>.00</b>	<b>24,474.02</b>	<b>.00</b>	<b>2,525.98</b>
<b>Location 140 - Maple Elementary School</b>							
Category: -	11,950.00	11,950.00	.00	.00	.00	.00	11,950.00
Category: C - AUDIO VISUAL	.00	.00	.00	.00	.00	.00	.00
	<b>11,950.00</b>	<b>11,950.00</b>	<b>.00</b>	<b>.00</b>	<b>.00</b>	<b>.00</b>	<b>11,950.00</b>
<b>Location 160 - Newbury Park High School</b>							
Category: -	129,152.00	129,152.00	.00	.00	.00	.00	129,152.00
Category: A - COMPUTERS	.00	.00	.00	.00	22,324.09	.00	-22,324.09
Category: B - TABLETS/ LAPTOPS	.00	.00	.00	.00	9,085.22	.00	-9,085.22
Category: C - AUDIO VISUAL	.00	.00	.00	.00	54,986.65	.00	-54,986.65
Category: D - PRINTERS & ACCESSORIES	.00	.00	.00	.00	4,906.69	.00	-4,906.69
Category: F - INSTALLATION SERVICES	.00	.00	.00	.00	17,821.75	.00	-17,821.75
Category: M - ACCESSORY	.00	.00	.00	.00	6,512.78	.00	-6,512.78
	<b>129,152.00</b>	<b>129,152.00</b>	<b>.00</b>	<b>.00</b>	<b>115,637.18</b>	<b>.00</b>	<b>13,514.82</b>
<b>Location 180 - Redwood Middle School</b>							
Category: -	42,431.00	42,431.00	.00	.00	.00	.00	42,431.00
Category: B - TABLETS/ LAPTOPS	.00	.00	.00	.00	14,733.23	.00	-14,733.23
Category: C - AUDIO VISUAL	.00	.00	.00	.00	2,296.53	.00	-2,296.53
Category: D - PRINTERS & ACCESSORIES	.00	.00	.00	.00	22,297.28	.00	-22,297.28
Category: F - INSTALLATION SERVICES	.00	.00	.00	.00	700.00	.00	-700.00
Category: M - ACCESSORY	.00	.00	.00	.00	2,406.69	.00	-2,406.69

Selection See last page for selection criteria

ESCAPE ONLINE

Page 4 of 7

Category	Starting Revised	Period Revised	Prior Exp,Enc,Rev	Period Encumbered	Period Expenditure	Period Revenue	Calculated End
	42,431.00	42,431.00	.00	.00	42,433.73	.00	-2.73
<b>Location 190 - Sequoia Middle School</b>							
Category: -	48,617.00	48,617.00	.00	.00	.00	.00	48,617.00
Category: A - COMPUTERS	.00	.00	.00	.00	10,676.74	.00	-10,676.74
Category: B - TABLETS/ LAPTOPS	.00	.00	.00	.00	5,075.54	.00	-5,075.54
Category: C - AUDIO VISUAL	.00	.00	.00	.00	13,936.24	.00	-13,936.24
Category: D - PRINTERS & ACCESSORIES	.00	.00	.00	.00	1,909.07	.00	-1,909.07
Category: F - INSTALLATION SERVICES	.00	.00	.00	.00	3,381.77	.00	-3,381.77
Category: M - ACCESSORY	.00	.00	.00	.00	1,659.15	.00	-1,659.15
	48,617.00	48,617.00	.00	.00	36,638.51	.00	11,978.49
<b>Location 195 - Sycamore Canyon School</b>							
Category: -	55,372.00	55,372.00	.00	.00	.00	.00	55,372.00
Category: A - COMPUTERS	.00	.00	.00	.00	2,911.84	.00	-2,911.84
Category: B - TABLETS/ LAPTOPS	.00	.00	.00	.00	2,734.86	.00	-2,734.86
Category: C - AUDIO VISUAL	.00	.00	.00	.00	18,762.08	.00	-18,762.08
Category: D - PRINTERS & ACCESSORIES	.00	.00	.00	.00	23,300.07	.00	-23,300.07
Category: F - INSTALLATION SERVICES	.00	.00	.00	.00	.00	.00	.00
Category: M - ACCESSORY	.00	.00	.00	.00	7,400.26	.00	-7,400.26
	55,372.00	55,372.00	.00	.00	55,109.11	.00	262.89
<b>Location 200 - Thousand Oaks High School</b>							
Category: -	100,256.00	100,256.00	.00	.00	.00	.00	100,256.00
Category: A - COMPUTERS	.00	.00	.00	.00	40,765.73	.00	-40,765.73
Category: B - TABLETS/ LAPTOPS	.00	.00	.00	.00	22,871.50	.00	-22,871.50
Category: C - AUDIO VISUAL	.00	.00	.00	.00	19,750.97	.00	-19,750.97
Category: D - PRINTERS & ACCESSORIES	.00	.00	.00	.00	1,914.41	.00	-1,914.41
Category: F - INSTALLATION SERVICES	.00	.00	.00	.00	5,010.72	.00	-5,010.72
Category: M - ACCESSORY	.00	.00	.00	.00	3,797.73	.00	-3,797.73
	100,256.00	100,256.00	.00	.00	94,111.06	.00	6,144.94
<b>Location 230 - Walnut Elementary School</b>							
Category: -	15,000.00	15,000.00	.00	.00	.00	.00	15,000.00
Category: B - TABLETS/ LAPTOPS	.00	.00	.00	.00	4,724.69	.00	-4,724.69
Category: C - AUDIO VISUAL	.00	.00	.00	.00	3,667.83	.00	-3,667.83

Selection See last page for selection criteria

ESCAPE ONLINE

Page 5 of 7

Category	Starting Revised	Period Revised	Prior Exp,Enc,Rev	Period Encumbered	Period Expenditure	Period Revenue	Calculated End
Category: F - INSTALLATION SERVICES	.00	.00	.00	.00	700.00	.00	-700.00
Category: M - ACCESSORY	.00	.00	.00	.00	1,169.03	.00	-1,169.03
	15,000.00	15,000.00	.00	.00	10,261.55	.00	4,738.45
<b>Location 245 - Century Academy</b>							
Category: -	9,400.00	9,400.00	.00	.00	.00	.00	9,400.00
Category: B - TABLETS/ LAPTOPS	.00	.00	.00	.00	767.51	.00	-767.51
Category: C - AUDIO VISUAL	.00	.00	.00	.00	5,328.39	.00	-5,328.39
Category: M - ACCESSORY	.00	.00	.00	.00	140.50	.00	-140.50
	9,400.00	9,400.00	.00	.00	6,236.40	.00	3,163.60
<b>Location 250 - Weathersfield Elementary Schoo</b>							
Category: -	22,600.00	22,600.00	.00	.00	.00	.00	22,600.00
Category: C - AUDIO VISUAL	.00	.00	.00	.00	13,948.89	.00	-13,948.89
Category: F - INSTALLATION SERVICES	.00	.00	.00	.00	2,100.00	.00	-2,100.00
	22,600.00	22,600.00	.00	.00	16,048.89	.00	6,551.11
<b>Location 260 - Westlake Elementary School</b>							
Category: -	27,788.00	27,788.00	.00	.00	.00	.00	27,788.00
Category: A - COMPUTERS	.00	.00	.00	.00	15,411.83	.00	-15,411.83
Category: B - TABLETS/ LAPTOPS	.00	.00	.00	.00	2,302.54	.00	-2,302.54
Category: C - AUDIO VISUAL	.00	.00	.00	.00	4,746.10	.00	-4,746.10
Category: D - PRINTERS & ACCESSORIES	.00	.00	.00	.00	2,584.73	.00	-2,584.73
Category: F - INSTALLATION SERVICES	.00	.00	.00	.00	2,100.00	.00	-2,100.00
Category: M - ACCESSORY	.00	.00	.00	.00	595.24	.00	-595.24
	27,788.00	27,788.00	.00	.00	27,740.44	.00	47.56
<b>Location 270 - Westlake High School</b>							
Category: -	116,739.00	116,739.00	.00	.00	.00	.00	116,739.00
Category: A - COMPUTERS	.00	.00	.00	.00	14,559.19	.00	-14,559.19
Category: B - TABLETS/ LAPTOPS	.00	.00	.00	.00	56,797.92	.00	-56,797.92
Category: C - AUDIO VISUAL	.00	.00	.00	.00	29,152.45	.00	-29,152.45
Category: D - PRINTERS & ACCESSORIES	.00	.00	.00	.00	5,261.22	.00	-5,261.22
Category: F - INSTALLATION SERVICES	.00	.00	.00	.00	9,679.15	.00	-9,679.15
Category: M - ACCESSORY	.00	.00	.00	.00	1,421.07	.00	-1,421.07

Selection See last page for selection criteria

ESCAPE ONLINE

Page 6 of 7

Category	Starting Revised	Period Revised	Prior Exp,Enc,Rev	Period Encumbered	Period Expenditure	Period Revenue	Calculated End
	116,739.00	116,739.00	.00	.00	116,871.00	.00	-132.00
<b>Location 280 - Westlake Hills Elementary Scho</b>							
Category: -	27,620.00	27,620.00	.00	.00	.00	.00	27,620.00
Category: B - TABLETS/ LAPTOPS	.00	.00	.00	.00	9,067.55	.00	-9,067.55
Category: C - AUDIO VISUAL	.00	.00	.00	.00	16,529.79	.00	-16,529.79
Category: D - PRINTERS & ACCESSORIES	.00	.00	.00	.00	3,957.54	.00	-3,957.54
Category: F - INSTALLATION SERVICES	.00	.00	.00	.00	-466.54	.00	466.54
Category: M - ACCESSORY	.00	.00	.00	.00	729.30	.00	-729.30
	27,620.00	27,620.00	.00	.00	29,817.64	.00	-2,197.64
<b>Location 290 - Wildwood Elementary School</b>							
Category: -	20,620.00	20,620.00	.00	.00	.00	.00	20,620.00
Category: A - COMPUTERS	.00	.00	.00	.00	16,500.41	.00	-16,500.41
Category: C - AUDIO VISUAL	.00	.00	.00	.00	2,572.59	.00	-2,572.59
Category: F - INSTALLATION SERVICES	.00	.00	.00	.00	.00	.00	.00
Category: M - ACCESSORY	.00	.00	.00	.00	386.10	.00	-386.10
	20,620.00	20,620.00	.00	.00	19,459.10	.00	1,160.90
<b>Location 390 - Mitchell Rd-Dist Op</b>							
Category: -	809,050.00	809,050.00	.00	.00	2,811.00	.00	806,239.00
Category: B - TABLETS/ LAPTOPS	.00	.00	.00	.00	64,788.75	.00	-64,788.75
Category: F - INSTALLATION SERVICES	.00	.00	.00	.00	259,552.49	.00	-259,552.49
Category: M - ACCESSORY	.00	.00	.00	.00	.00	.00	.00
	809,050.00	809,050.00	.00	.00	327,152.24	.00	481,897.76
<b>Total for Org 618 - Conejo Valley Unified School District</b>	<b>2,509,747.00</b>	<b>2,509,747.00</b>	<b>0.00</b>	<b>0.00</b>	<b>1,932,595.81</b>	<b>0.00</b>	<b>577,151.19</b>

Report	Grouped by Account Type, Filtered by User Permissions, (Org = 618, Online/Offline = N, Starting Date = 7/1/2022, Ending Date = 6/30/2023,	<a href="#">ESCAPE</a>	<a href="#">ONLINE</a>
Selection	Trans Type = , UnPosted JEs? = N, Assets and Liabilities? = N, Restricted Accts? = Y, Fund = 213, Object = 1-6, Obj Digits = 0, Page Break Lvl = )	Page 7 of 7	
Criteria			